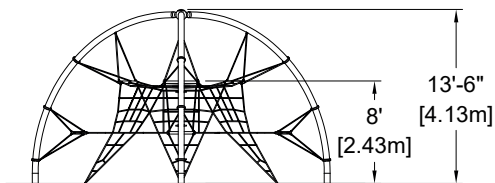
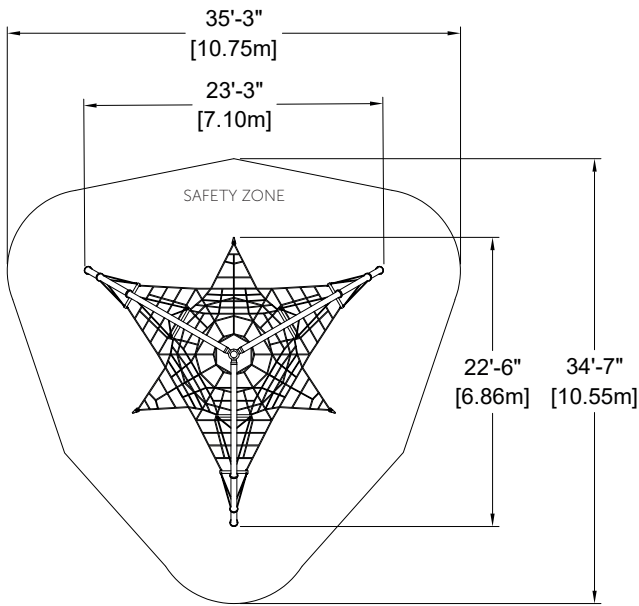
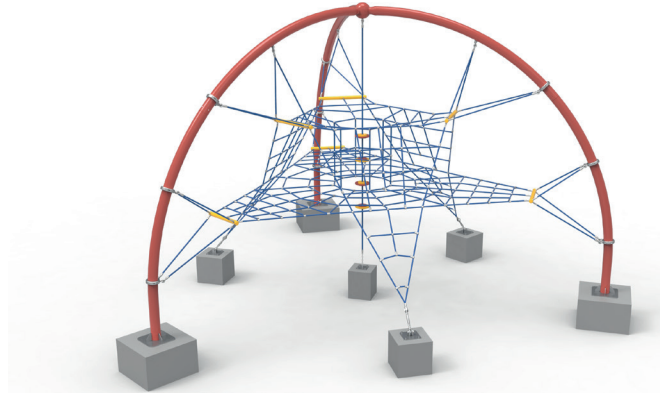


Medium Dome

EP-CN-ANS1302 (ASTM & CSA)



CHARACTERISTICS

Age Group : 5-12 years old
 Height (structure) : 12'-5" (3,78m)
 Hauteur de chute : 10'-3" (3,12m)
 Capacity : 30
 Safety Zone US (ASTM) and Canada (CSA) : 35'-5" x 35' (10,80m x 10,68m)

MATERIALS

Structure : galvanized and powder coated steel;
 Cables : braided UV-resistant nylon over seven (7) galvanized steel cables; 0,8" (20mm) diameter;
 Net Accessories : HDPE plastic;
 Mechanical Assembly : seamless 2" (51mm) diameter aluminum crimped cross joint castings.


ANCHOR TYPE

Concrete base footing or autostable steel structure.

PLAY VALUE

The Medium Dome provides challenging play either solo or in group. The arch shape allows for children to climb and to observe while socializing. It is a place where they gather and develop their motor skills by tacking different routes each time.

AVAILABLE COLORS - PAINT



AVAILABLE COLORS - CABLES

